



 küschall® Compact

“I know of no more encouraging fact than the unquestioned ability of man to elevate his life by conscious endeavour.”

Henry David Thoreau

küschall[®] Compact



*The lightest and
best quality wheelchair of its kind*



Extremely *compact* for more
mobility in tight situations



Creativity and innovation
through *design & lightweight*

Alfredo Battistini, Sculptor
"Paraplegic of the Year" 2004 (Switzerland)
T12/L1 since 1979, Car accident (passenger)

"I see myself as being self-disciplined and strong willed and set very high expectations in a wheelchair. The küschall Compact combines high quality, lightness and design, and to succeed in bringing those elements together is also an art. Küschall does it."



Options



Integrated, height adjustable push handles

Front castor supporter

Pushrims: Aluminium (1), Titanium (2), Stainless steel (3), Supergripp (4), Tetra 2000 (5) and Maxgrepp (6)














Legrest angles available in 70° or 80°

Tyres: Light wheel (1), Profile 7 bar (2), Sportshall (3), Solid KIK (4), Solid profile (5) Marathon Evolution (6) and Mountainbike (7)

Hemi-option with abduction (as shown) or without

These are only a few of the many options available for this model. Contact your nearest küschall specialist for more information.


Technical Data

 Seat width: 32 - 50 cm (in increments of 2 cm)	 Seat depth: 32 - 50 cm (in increments of 2 cm)	 Seat height: front: 37 - 55 cm rear: 37 - 50 cm (in increments of 1 cm)
 Backrest height: 30 - 51 cm (in increments of 1,5 cm)	 Knee-to-heel length: 20 - 31 cm (high mounted) 32 - 52 cm (in increments of 1 cm)	 Seat angle: variable standard 5 cm
 Backrest angle: -8°, -4°, 0°, 4°, 8°, 12°	 Total width: SB + 17 cm	 Total length (standard): 70° frame approx. 97 cm 80° frame approx. 93 cm
 Total width, folded: approx. 28 cm	 Total weight/unloaded: approx. 11,2 kg (with seat width 36 cm)	 Max. user weight: 130 kg (Double-crossbrace for seat widths of 42 cm and more!)
 Transport weight (without rear wheels): approx. 7,5 kg (with seat width 36 cm)		

NOTE: Except where otherwise specified, all measurements and weights indicated are based on the standard of this model in seat width 36cm.

Colours

Frame



CPS (Colour Power Set)



Küschall AG | Benkenstrasse 260 | CH-4108 Witterswil | Switzerland | Phone +41 (0) 61 487 70 70 | Fax +41 (0) 61 487 70 79 | www.kuschall.com

United Kingdom:

Invacare Ltd. | South Road | Bridgend Industrial Estate | Bridgend CF31 3PY | Phone +44 (0)1 656 647327 | Fax +44 (0)1 656 649016 | www.invacare.co.uk

Ireland:

Invacare Ltd. | Unit 5, Seatown Business Campus | Seatown Road | Swords, Co. Dublin | Phone +353 (0)1 810 7084 | Fax +353 (0)1 810 7085 | www.invacare.ie

küschall® is a registered trademark. Every effort has been made to ensure that the contents of this publication are fully up-to-date at the time of going to print. As part of its ongoing improvement of products, Küschall AG reserves the right to modify existing models at any time. Any use of this publication, or of parts thereof, as well as any reproduction of images, must have the written consent of Küschall AG.